


Practise words 21/11/2025



How to practise:

Look carefully at the word





Spot the grapheme in the word (e.g. ow, ai – say it out loud)

Verbally breakdown each phoneme (e.g. s-n-ai-l-s) Use your segmenting as you do this

Blend all the phonemes together to say the word.

Bonus point: Discuss any sound patterns e.g. ai is usually found in the middle of a word, ay is usually found at the end). The block colours represent the same phoneme but different spelling.

ff	ph	wh	ck	kn	ng	th	sh	ch	wr	tch	zz	y	igh	ie	i_e
ar	ow	ou	ai	ay	a_e	air	are	ear	ow	oa	oe	o_e	ear	or	ore
aw	au	al	oy	oi	oo	ure	oo	u_e	ue	ew	er	ir	ur	ea	ee
e_e	qu														

pie	tief 
nied 	cried
spied	stied 
pieg 	tries
dried	lies
Mr	Mrs
work	

